

THE BAINBRIDGE ISLAND PHOTO CLUB NEWSLETTER

BIPC December Holiday Meeting

Wednesday December 13th 7:00-9:00 pm

At the Senior Center

Bring a beverage to share (e.g. a bottle of wine, etc.) and a slideshow to show. Lars Sikes will be our licensed pourer. We will get to see our members' slideshows as our entertainment for the meeting. Please see the related article from Rob Wagoner in the November newsletter about details on submitting slideshows. **If you are bringing a slideshow on a thumb drive, arrive at the Senior Center no later than 6:30 so it can be copied.** It would be even better to get the slideshow to Bob or Diane ahead of time via Dropbox, Google Drive etc.



Photo by Bob Rosenblatt

Guests and significant others are very welcome to join the meeting. Please arrive between 6:30 and 6:45 to help with setup.

We will have a Zoom connection for the first 20-30 minutes of the meeting. We have found, however, that slideshows don't come across Zoom very well, so we will end the Zoom call before we start the slideshow portion of the meeting.

Looking forward to seeing you there.

Bob Rosenblatt

Reminder

2023 CHRISTMAS PARTY SLIDE SHOWS

As a fun portion of the BI Photo Club Christmas Party, we will be showing members home grown slide shows as entertainment. Your shows can be on any topic of interest to you. They can be serious, humorous, about travel, your pet cat or any other topic that strikes your fancy. There are no winners or losers, just sharing your life's interests.



A few ground rules for submitting a show:

1. Your show should be a maximum of 4-5 minutes
2. The format for submitting will be m4v
3. The shows can be color or B/W
4. You should allow each image to be on screen for about 4-5 seconds to keep the audiences attention. A 4-minute slide show would include about 60 slides, a 5 minute one, about 75 slides
5. To give you an idea of image to music coordination, a show run time should coincide with the length of the music chosen. The run time of each slide can be more or less than 4 seconds to accommodate music that is slightly longer or shorter than the 4 seconds per slide run time.

For submitting your shows:

1. E-mail Rob (rcw@kwarch.com) by **December 5th** to let him know the title of your show and the expected run time. This will help in organizing the total # & length of all the shows for the evening.
2. Bring you slide show to the Christmas event on a **thumb drive at about 6:30** for us to download to the computer. Or better yet, send to Diane Hutchings dhutchings10@msn.com by Dropbox, Google or other transfer formats for large files.

Join in & showcase your images! Get started early on your show. Our Party is on December 13th at 7 PM at the usual place.


Rob Wagoner

Club Membership

Hello Fellow BIPC members. I don't know if you agree, but I find this year has hurried by. We are now into the year-end holiday season with much to plan and accomplish.

So, I would like to add one more December to-do list: send in your 2024 membership dues by the end of the month, or as soon after as possible. Make out your check payable to BIPC and mail to me, Irma Suplee, PO Box 10865, Bainbridge Island, WA 98110.

Attached to the Newsletter email is a PDF sign up document for membership. You may complete and submit, or if your information has not changed in the past year, you may skip filling out the form.



Merry Christmas and I hope to see everyone back with us in 2024.

Irma Suplee, Treasurer

Did You Know?

(For Mac Users Only)

Did you know that you could "screenshot" on your Mac with just the click of a mouse? Go to the "Launchpad" (where all of your apps are) - click on "Other" - find "Screenshot" - drag it to your "Dock". You now have the ability to open the "Screenshot" app and do a screenshot with just the click of a mouse. If you cannot find Other Folder among your many, many, many, apps and folders, type Screenshot in the search area at the top of the Launchpad screen.

Norm James



A PHOTO OPPORTUNITY FOR NEW CLUB MEMBERS

Rob Wagoner

If you are a relatively new club member, in the past 12 +/- months, the BI Photo Club would like to introduce you to club members and the folks at the Senior Center.

The Photo Club has a monthly showing of different members images in the lobby of the Senior Center. We invite new members to submit one of their favorite images for display in the lobby for the month of March 2024. The Lobby Ledge Gallery can accommodate a maximum of 14 matted images.

It would be great for those new members to have a chance to introduce their work to the Photo Club in this display. A list of new members is attached below.

If a new member has difficulty printing or matting their selected image, contact Rob Wagoner at rcw@kwarch.com or Diane Hutchings at dhutchings10@msn.com to get help in presenting your selected image (matting &/or printing). A small fee may be charged for printing &/or matting for materials.

Your chosen image can be one that is a favorite and it may show your area of interest in photography. The display of your image will include your name adjacent to your image.

New members: please join in this new event! Contact Rob Wagoner by Feb. 15th, 2024 to advise him of your desire to participate. What help you might need in presenting your image can be discussed at that time.

The images will be posted on a link on the Senior Center website in addition to the display for the month of March.

List of new members in the past year who are welcome to participate:

Carlson, Camisa
Haskin, Kathy
Lam, Tony
Wakeman, Mark

Corchero, Tom
Haskin, John
Li, Yuwei
Willmann, Frank

Caroline Evanger
Kaul, Sanjay
Ostenson, Sharon
Yu, Michael

Glass, Robin
Lam, Catherine Hwa
Schwartzman, Jay

PhotoShop Tidbits

By

Norm James

One of the things that I've found interesting and fun about PhotoShop (PS) is how many different ways there are to accomplish the same thing. Each of us has "our" way that we have found and is comfortable using to get to the end results that we're looking for.

Have you ever made a Selection in PS so that you can use an Adjustment Layer to change the look of that Selection only to decide that you want to make an additional adjustment to the same Selection? What do you do? Try to make another identical Selection? Well, here's one way to make a Selection and use that same Selection to make numerous adjustments to it.

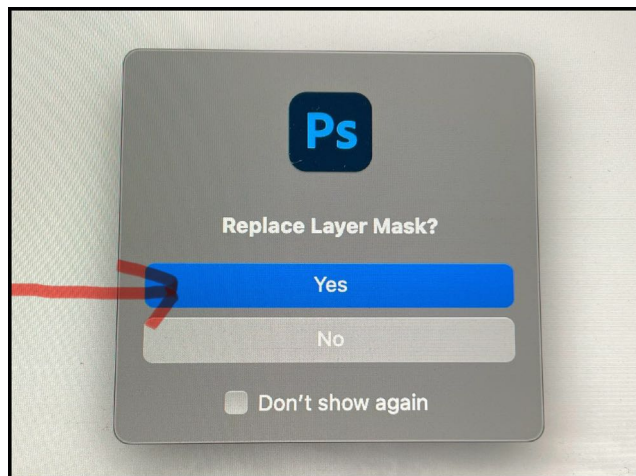
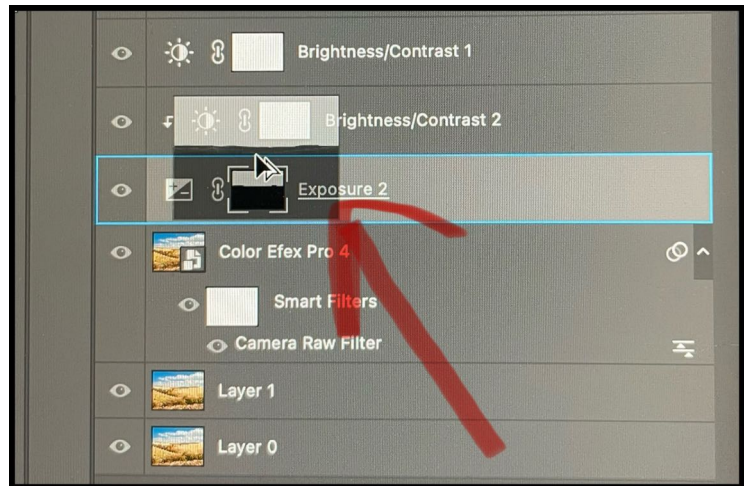
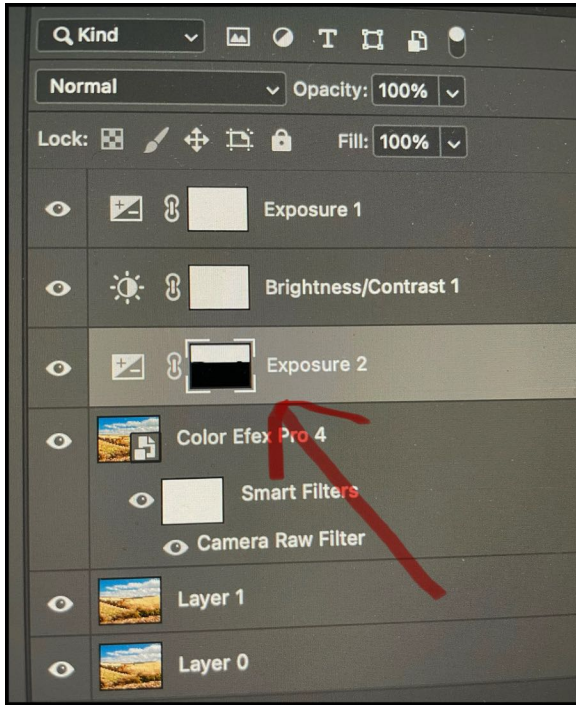
Let's say that you make a Selection of the sky and want to adjust the brightness/contrast and then make an adjustment for the exposure. Follow these steps:

- Make the selection that you want
- Select the Adjustment Layer that you want (in this case the Brightness/Contrast) – *see photo #1*
- Make your brightness/contrast adjustments
- Select your *next* Adjustment Layer (in this case the Exposure)
- Click on the original Adjustment Layer (in this case the Brightness/Contrast)
- For a Mac hold the Opt key (Alt key for a PC) while clicking on the original Adjustment Layer
- While holding the Opt/Alt key, slide the original Adjustment Layer on top of the new Adjustment Layer (in this case Exposure) and release – *see photo #2*
- A window asking if you want to "Replace Layer Mask" – click yes – *see photo #3*
- Make the exposure adjustments that you want

You have now duplicated your original Selection and used the new Adjustment Layer mask to edit your Selection.

Now let's say that you've continued to edit your photo (cropped, dodge & burn, etc.) and you've decided that you need to make further adjustments to your original sky Selection. Let's say that you want to adjust the Hue/Saturation of the sky (your original Selection). All you need to do is follow the same steps as above. This will effectively make a triplicate of your original Selection of the sky and make your adjustments as needed.

I have found this very handy and easy to use. Hope this adds another tool in that PS toolbelt for you.... Norm



NWCCC Winners - Bainbridge Island Photo Club A Banquet of Outstanding Images


Open Print Salon - Large Color



By Colleen Parker - Dwarfed - First Place



By Dorothy Rosenblatt - The Boys in the Boat - People's Choice



By Dawn Bockus - Big Catch - Honorable Mention



By Bob Rosenblatt - Joy - Honorable Mention



By Lars Sikes - Butterfly Twist - Honorable Mention



By Lars Sikes - Confident Cooper - Honorable Mention

Open Print Salon - Large Mono




By Diane Hutchings - Stormy Day at Fort Ward - Honorable Mention



By Dawn Bockus - Conflict - Honorable Mention

Open Print Salon - Small Prints



By Tom Hansen - Scene From One Life Pinkas
Synagogue Memorial - Honorable Mention

Traveling Image Salon



By Colleen Parker - Winter Feast - Honorable Mention

Open Digital Salon



By Jane Herzog - Dazzling Dahlia - Third Place

Digital Slideshow Completion



By Bob & Dorothy Rosenblatt - Photo Essays First Place



ABSTRACTIONS

Give Photo Realism a Rest

By Rob Wagoner - Photo Essays Second Place

An amazing performance by the Bainbridge Island Photo Club photographers, as individuals and a group.

Up Coming

Themes

2024

January - Shadows

March - Something Made From Wood

May - Pareidolia

July - Curly

Sept - Trails, Paths or Roads

November - Leaves

2025

January - Local Culture or Public Art

On The Physical & Virtual Gallery Wall 2023

December - NWCCC Winners
2024

January - Board Members

February - Available

March - New Member Show

April - Paul Brians

May - Tom Hansen

June - Available

July - Available

August - 4th of July Winners

September - Available

October - Available

November - Chuck Eklund

December - NWCCC Winners

Newsletter Editor - Chuck Eklund