

# THE BAINBRIDGE ISLAND PHOTO CLUB NEWSLETTER

January Sharing Theme Shadows  
Wednesday January 10, 2024 7:00-9:00 pm  
Bainbridge Island Senior Center

**P**lease join us on Wednesday Jan. 10 at 7 pm for our Photo Sharing Night. A Zoom link will be sent out before the meeting for those who can't attend in person.

The Monthly Theme is Shadows. Please note the distinction between Shadows and Reflections. The major distinction between a shadow and a reflection is that a shadow is created by any object blocking light rays. Reflection, on the other hand, is the phenomenon caused by light rays bouncing off any surface.

As usual, photos will also be accepted in the General category. Each member may submit up to 2 images. If you would like to share a "Before and After" they will only be counted as one image.



Photo by Bob Rosenblatt

Photos must be submitted to "[projectmyimages@biphotoclub.org](mailto:projectmyimages@biphotoclub.org)" by Friday January 5. The subject line should be Photo Sharing. The photos should be in jpg format and no larger than 3000 pixels on the long side. Panoramas should be no more than 4000 pixels wide and 2000 pixels high.

Photos should be labelled as either

G\_Title\_Photographers Name.jpg or

M\_Title\_Photographers Name.jpg

depending on whether they are for General or Monthly Theme.

For example: G\_Half Dome\_Ansel Adams.jpg

If you have Before and After images, label them like:

M\_Title A\_Name.jpg and M\_Title B\_Name.jpg.

Please make sure that the only difference between the two labels is the A and B. This way they will be shown consecutively.

Prints may also be shared but we ask that a jpg of the print also be submitted. Add print before the .jpg.

For example, G\_Half Dome\_Ansel Adams.print.jpg

We will be having assigned commenters for this meeting.

If you submit images but will not be attending in person, we ask that you submit your comments at the same time as you submit your photos and they will be read by the host at the meeting.




Photo by Bob Rosenblatt

## January 17<sup>th</sup> Third Wednesday Workshop (TWW)



**F**or our TWW this January several of our members will give a brief demonstration on one of their favorite tips for editing and organizing photos using Photoshop or Lightroom Classic.

These demos will be mostly basic level workflows on general to specific actions. This will be an informal session with an opportunity to ask questions.

We hope there will also be time to answer some of your own questions about how to do certain things within these programs. Some of our more experienced members may be willing to share some of their favorite tidbits.

The members doing demos include:

*Tom Hansen*: will give a quick demo of the **workflow** of bringing photos into Lightroom, making some basic adjustments in the Develop Module and how to then export your work.

*Dawn Bockus*: will share an easy way she uses to make some **simple adjustments** to parts of an image in Photoshop.

*Bob Rosenblatt*: will show how he uses the **Map Module** in Lightroom to add location information to his images to organize and search for images.

*Norm James*: will give a talk on editing an image using a technique called “Day to Night Photography” which **turns a daytime image into a more dramatic nighttime image** and adding light for a more impactful image.

We hope to see you there,

*Bob, Diane and Glen*  
*Education Committee*

# Pat Egaas - The Ultimate Teammate Honored with the First Ever **Heart and Soul of BIPC Award**

Bob Rosenblatt presents Pat Egaas with award.



Photo by Chuck Eklund

# PhotoShop Tidbits

By Norm James

*One of the things that I've found interesting and fun about PhotoShop (PS) is how many different ways there are to accomplish the same thing. Each of us has "our" way that we have found and is comfortable using to get to the end results that we're looking for.*

**O**HI! MY! GOODNESS! – Have you tried to make a very clean selection in Adobe Camera Raw (ACR) or LightRoom (LR) and found that there are still areas that you can't quite get? I ran across a photographer that found a way to make very clean selections in ACR/LR with just a couple of clicks. Check out Brian Matiash's video [here](#) to see how he does it. In the description below, I have noted the steps and show photos of the results after each step. **Note:** the final step in my presentation came about from my testing different selections to assist in the final selection.

- Open your photo in ACR/LR – make any adjustments that you wish to do
- Go to the Masking tool – the greyed out circle with the dots around it
- Choose the type of mask that you want (subject, sky, object, etc) and make your selection. In my example I chose Objects and selected the leaves and trunk of the Madrone tree (photo #1). My Overlay color is magenta and you can see where the selection does not accurately select the leaves. You can see the water is still showing in the background behind the leaves on the right and if you look closely at the leaves to the lower left, you will see the overlay lightly extending past the leaves' edges



Photo #1

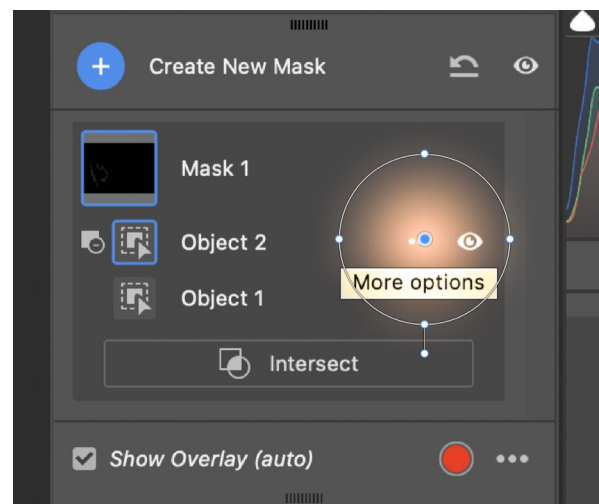


Photo #2

- Choose "Subtract" and make the same selection as you did in the step above. In my example I again chose "Object" and painted over the same area of my original selection (this will not have any Overlay color)
- Go to the three dots to the right of this selection name (see photo #2) and choose "Invert"
- Photo #3 - look closer at the leaves in the lower left and you see that the magenta overlay around the leaves has been removed and is now constrained to the leaves themselves, but there is still overlay between the leaves and between the leaves on the right.
- **Now my selection for final clean-up:** choose subtract and I chose "Color Range" and clicked on the water between the leaves with the eyedropper. See photo #4 for the results. If this did not completely give you a clean selection, do this again by choosing another subtraction selection
- **Note:** You can use all different types of selections using the "Subtract" to make your final clean up on your selection
- **Note:** You can also do the reverse to add to a selection. There are times when you want a bleed-over of a selection. Let's say that your initial selection was the sky and you had mountains below. You usually want a little bleed-over onto the mountains but you may not want something else included in that selection. You could choose Add with a Brush with a large feather and allow the feather to extend to areas that you would want a little bit of your selection to extend to.



Photo #3

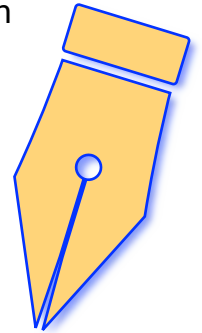


Photo #4

There are so many ways to make clean selections using this technique. Use your imagination to get what you want – don't be afraid to experiment, remember none of this is "saved" until you tell it to. Have fun with it! *Norm*

## Ars Poetica - 2024

Ars Poetica is a celebration of National Poetry Month. It is a collaboration of local poets and visual artists, including photographers. The origin of the term Ars Poetica comes from the title of a piece by Horace and literally means the art of poetry. Several Ars Poetica events will be held throughout Kitsap County and BIPC's is one of them.



Poems will be submitted early in January and some will be selected by judges. Those that are selected will be available online about the end of January for artists to read. The Photographers that would like to participate, can then choose poems which they would like to interpret or represent through a photograph.

At our April meeting the photographs will be shown and the poems read, hopefully by the poet themselves. Depending on how much participation we have, some or all of the photo/poem pairs will be displayed on the Ledge Gallery at the Senior Center during the month of April. There might only be room for approximately 8 poem/photo pairs on the Ledge. The poems and photographs will also be digitally on display at the SC website.

You can see last year's work at:

[Ars Poetica 2023 | Bainbridge Island Senior Community Center \(biseniorcenter.org\)](https://www.biseniorcenter.org)

Based on feedback from many people last year, we will make an effort to put the photographer and the poet in touch before the April show so that they can meet if they so choose.

All BIPC members will be notified when the poems are available to read. However, it would be very helpful if you could drop Bob Rosenblatt ([bob.rosenblatt@gmail.com](mailto:bob.rosenblatt@gmail.com)) an email if you are interested in participating. More details will be made available as we get closer to the release of the poems.

## Up Coming

### Themes

#### 2024

- January - Shadows
- March - Something Made From Wood
- May - Pareidolia
- July - Curly
- Sept - Trails, Paths or Roads
- November - Leaves

#### 2025

- January - Local Culture or Public Art

## On The Physical & Virtual Gallery Wall 2024

- January - Board Members
- February - Diane Hutchings
- March - New Member Show
- April - ARS Poetica
- May - Paul Brians
- June - Tom Hansen
- July - Rob Wagoner
- August - 4th of July Winners
- September - Available
- October - Available
- November - Chuck Eklund
- December - NWCCC Winners

*Newsletter Editor - Chuck Eklund*



Photo by Charlie & Gabby Eklund

**Go  
Dawgs**