

THE BAINBRIDGE ISLAND PHOTO CLUB NEWSLETTER

Education Night: Critique Workshop

Wednesday June 14th 7:00-9:00 pm

Huney Hall at the Senior Center

For our June Education Night, the Ed. Committee has planned a workshop on how to critique photos.

This will not be a lecture, but rather an interactive evening with an opportunity for everyone to participate. The committee has photos which were graciously offered for our use by another area photo club, the Kitsap Photography Guild.

These photos will be shown and discussed by all the BIPC members.

We will review some basic guidelines of critiquing at beginning of the meeting, but we plan to spend most of the time discussing the photos, not only to look for pluses and minuses of each specific photo, but rather to use the photos as a conduit for discussion on what to look for and comment about in photos in general.



The Education Committee will send out some [reference material](#) before the June meeting.

Please come and be prepared to participate.

Critique My Photos . . . Please!

By Norm James

Why do I want my photos critiqued? Like a lot of people, I will quite often only see what I want to see and don't see the flaws in my photos. I believe to get better I have to be shown how my photos can be adjusted and that comes from good critiquing. A good evaluator should be able to look at a photo, see what worked well and also what didn't. It could be a choice of composition, shutter speed, image processing or any number of issues that could be improved on.



Probably one of the most important things to learn from having your photos critiqued is to not take it personally. Take this as an opportunity to view your photos from someone else's perspective and possibly learn a technique to improve your photography. We all want to improve our photography and one of the best ways is to ask for someone to critique your photos.

I recently read an article by Gordon McChesney title "How to Ask for Photography Feedback: A Guide to Seeking Self-Improvement". This is a wonderful article about what you should want from a critique. Enjoy the read and be prepared to become a better photographer. Read McChesney's article [here](#).

A New Monitor

A new Samsung 85" Neo OLED TV has arrived for installation at the Senior Center for the photo club's use: The TV has been paid for by the Senior Center and BIPC. BIPC members have contributed over \$2000, with contributions still arriving. The installation of the TV will be within the next 2 weeks. There may be other incidental costs and/or add-ons to this new system. We will determine these needs after the new TV is installed. The new TV will replace the existing screen on the west wall of Huney Hall.



Thank you to all of the club members that have so graciously helped in this fundraiser. The new TV will be very beneficial to the club and to the users of the Senior Center, The Board is gratified that so many responded so generously and quickly.

BI Photo Club Board

Changes To Zoom Participation At Meetings

The May BIPC meeting had quite a few technical problems. One source of the problems was too many comments coming in at the last minute from participants via Zoom. In the future, if you will not be attending the meeting in person, submit your comments when you submit your photos to projectmyimages@biphotoclub.org

The comments will be read by the commenter. If a commenter finds at the last minute that they can't attend the meeting, the photos assigned to them will be commented upon by members in attendance.

The Board hopes that these changes will permit us to adjust to last minute changes and have better meetings for everyone.

Details for the **JULY 4, 2023** PHOTO EXHIBIT

from Diane Hutchings, Pat Egaas and Irma Suplee



“That was delightfully difficult.”

A visitor describing how difficult it was to pick her five favorites.

Our Club's annual exhibit has become an anticipated feature of Bainbridge Island's 4th of July Celebration. Last year we showed 112 prints from 24 members, and had 626 visitors. This is a fun event and a great opportunity to showcase your work and the talented members of our club. The July 4th exhibit is in Huney Hall from 10:00-4:00.

Please read through the following information carefully. If you have any questions, please contact the July 4th committee at biphotoclub6@gmail.com

We currently have 22 members signed up to exhibit prints. **Following these instructions are the print numbers assigned to each participant** which includes five numbers for regular sized prints plus two numbers for panoramas. If you have less than five prints simply ignore the additional numbers. Visitors will use these numbers to vote for their favorites.

You do not need to declare the title of your prints until July 2nd, but we must receive this information before you hang your prints.

If you have not signed up to display prints we will try to include these so please use the above email to inquire.

Preparing Your Prints:

The general rules were in the May newsletter but are here as a reminder:

Members can display up to 5 prints total, which can include up to two panoramas. The maximum size of regular prints is 16 X 20 inches, including mat. Panoramas typically have a ratio of 3 to 1 and maximum length is 36 inches. Prints should not have been used in previous July 4th exhibits.



Mats may be white, black, or grey only (no color.) and no glass or frame. If cut-out mats present a problem, photo can be pasted on top of a mat board using appropriate border allowance. Un-matted prints should be mounted on a sturdy surface such as foam core.

If you are unable to make your own prints and/or need help mounting let the committee know.

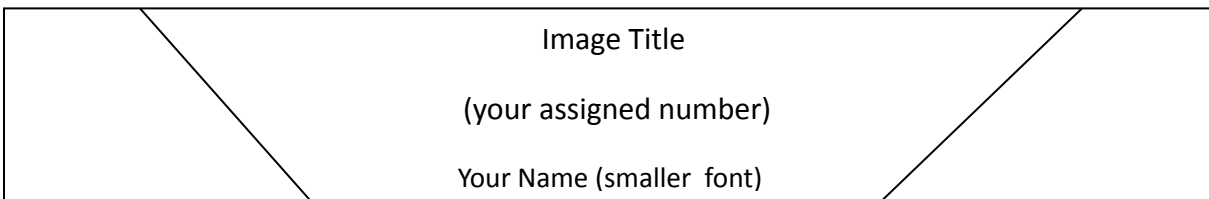
Some options for printing include:

Local Printing Options: Sound Reprographics, Staples, and John Abromowski (jabromowskiphoto@gmail.com). (Walgreens and CVS have size limit of 8 X 10).

Online Ordering Options: Mpix, Shutterfly, Snapfish, Bay Photo, Artbeat Studios. (Costco no longer makes prints). Prices, quality and services vary. Many companies offer matting or mounting.

Labeling your prints:

Make a title strip for each of your prints with the following info:



You will be able to print about 5 strips, each **2" wide X 8 1/2"**, on one standard sheet of paper. Wrap the strip diagonally around the lower right-hand corner of the mat, taping the ends to the back of the mat.

Hanging Your Images:

All prints will be hung on display doors on July 3rd beginning at 3:00. It is best to arrive a bit before this to receive instructions and for equal access to positions on the doors.

Supplies are provided for hanging prints but consider bringing a small hammer and level. Push pins of varying lengths are provided to accommodate thicker material like foam core.

Some rules of engagement:

Spaces for hanging cannot be reserved. Hang each print prior to choosing the location for your subsequent prints.

To assure good viewing for all entries, each door panel will have only 3 prints per side (or up to four for smaller



prints). A separate wall will be used for panoramas. After hanging your own prints, other folks would appreciate your help. When all have been hung, the Set-Up Team reserves the right to rearrange prints if it improves the aesthetics for viewers.

Voting:

The exhibit is open to the public from 10 am – 4pm on July 4. Guests will be given “ballots” to record up to 5 favorite images and one favorite panorama. The votes will be tallied throughout the day and results will be announced by the following day.

Retrieving Prints:

Very important: Members must pick up their prints at 4:00 pm at the close of the exhibit and are encouraged to stay a few minutes to help with cleanup as the door panels must be taken down at that time. **If you are unable to collect your prints, please make arrangements with another member.**



If you have signed up to be a volunteer you will receive an email around the middle of June confirming this. At this point we have volunteers for the various positions but if you still want to volunteer let Diane know. (dhutchings10@msn.com or 206-617-1256).

Below is the list of participants and their corresponding print numbers.



Name	Regular Print Numbers	Panorama Numbers
Bockus, Dawn	100-104	1-2
Brians, Paul	105-109	3-4
Chamberlain, Hadley	110-114	5-6
Egaas, Pat	115-119	7-8
Eklund, Chuck	120-124	9-10

Evanger, Carol	125-129	11-12
Farley, Chizuko	130-134	13-14
Hannuksela, Steve	135-139	15-16
Hansen, Tom	140-144	17-18
Herzog, Jane	145-149	19-20
Hutchings, Diane	150-154	21-22
James, Norm	155-159	23-24
Mancuso, Richard	160-164	25-26
McGregor, Cindy	165-169	27-28
Parker, Colleen	170-174	29-30
Rosenblatt, Bob	175-179	31-32
Rosenblatt, Dorothy	180-184	33-34
Sikes, Lars	185-189	35-36
Suplee, Irma	190-194	37-38
Wagoner, Rob	195-199	39-40
Wyatt, Glen	200-204	41-42
Young, Jerry	205-209	43-44
Any add-ons	210-214	45-46
	215-219	47-48
	220-224	49-50
	225-229	51-52
	230-234	53-54

Senior Center Ledge Gallery June 1-30 Photo Exhibit & Talk by Tom Hansen Jewels of Bohemia

I took up photography in 2015 after I retired and joined the BI Photo Club in 2017. I shoot a variety of subjects such as travel, dance photography, street photography, Macro, and wildlife. I use Sony Mirrorless Cameras (A7RIV, A7II, and A6000) and my iPhone and edit photos using Lightroom, Topaz AI products, and Photoshop.

Having postponed a trip to the Czech Republic, Slovakia, and Hungary for several years due to COVID, last fall I ripped the band aid off last October and made the trip.



The exhibit is a mix of images featuring travel, still life, and street photography. The images show both the beauty and some of the controversial issues of the region.

The last image in the presentation is a holocaust memorial in Budapest along the Danube.

Note: Tom will also give a talk about the images on the Senior Center *Something to Talk About* online presentation, Thursday, June 11th at 1:30 PM

Zoom. <https://us06web.zoom.us/j/82524617784?pwd=NXVVeExscTdpd3ZlY05uTEdvaVNuUT09>

Field Trips

By Norm James

Summer is nearly upon us and a great time to get out for another photography field trip!


We live in the most beautiful place in the world and it deserves to be photographed.

Some of the places that I've thought about going – Sequim lavender fields (the lavender festival is the 3rd weekend of July), waterfalls around Pt. Angeles, Point Wilson Lighthouse in Pt. Townsend or Ft. Flagler.

The idea is to find those that are interested in going on field trips and then put a trip together. The further out we start planning will give us more flexibility about the date and location.

If you are interested in a field trip (the above are only suggestions), please let me know and I'll keep in touch...

Norm James – needy2000@gmail.com



Kitsap Fair Photo Show Opportunity

The Kitsap Fair runs from August 23 to August 27. The organizers of the annual Photo Show are looking for volunteers.

Ahead of the fair they need people to help with setup, taking in photos, judging photos and decorating.

During the fair they need people to answer questions, watch over the photos, etc.

Following the fair folks are needed to hand out photos to their owners and take down the decorations.

If you have the time and are willing to help, please contact Jenn Eikelman

Kitsap Fair Photography Department Superintendent

superphotography13@gmail.com

253-670-5362

Up Coming

Themes

2023

July - Wheels

September - Industrial/Mechanical

November - Mirrored Images

2024

January - Shadows

On The Physical & Virtual Gallery Wall

2023

June - Tom Hansen

July - Chizuko Farley

August - July 4th Exhibit

September - Norm James

October - Glen Wyatt

November - Available

Newsletter Editor - Chuck Eklund