

THE BAINBRIDGE ISLAND PHOTO CLUB NEWSLETTER

Patterns In Nature

Wednesday May 10th 7:00-9:00 pm

Huney Hall at the Senior Center

By Bob Rosenblatt

Please join us at the Senior Center for our May Sharing Night. If you cannot make it in person or are uncomfortable with in person meetings, we will again be doing a Zoom connection. The path to the Zoom meeting will be sent out a few days before the meeting. If you will be joining remotely but wish to submit photos, please send along your comments so that someone can read them for you. We have learned that it is very hard for the audience at the Senior Center to hear comments from the Zoomers.

The Monthly Theme for our May 10th meeting is Patterns in Nature. As usual, we will also have the General category. Each member can submit up to 2 photos. Please submit them by Friday, May 5th. Timely submission makes life easier for Pat Egaas who collects the photos every month and gives our commenters a chance to study the photos ahead of time. Photos should be no larger than 3000 pixels on the long side, except for panoramas which can be 4000 pixels horizontally and no more than 2000 pixels high. Jpg format only.




Photo by Glen Wyatt

Prints are welcome but you must also submit your image digitally.

Please title the photos as:

G_Image Title_Maker Name.jpg (for General)

M_Image Title_Maker Name.jpg (for Monthly Theme)

Send your photos to: projectmyimages@biphotoclub.org

Please use the subject line: Images for Projection

We will again have a team of BIPC members who will comment on each of the photos.

Winner, Winner, Gecko Dinner

Congratulations to *Colleen Parker* for winning the *Outdoor Photographer 2022 Nature's Color Photo Contest Grand Prize*. Colleen won with this stunning photo *Gold Dust Day Gecko*.

Check it out on the website below.



<https://www.outdoorphotographer.com/photo-contests/natures-colors/>

Senior Center Ledge Gallery May 1-31

Photo Exhibit & Talk by Diane Hutchings

Water Drop Photography

I have been a member of the BIPC for seven years and have benefited from the sharing of knowledge and experimenting with some of the styles that other members enjoy. Anyone who has seen my work knows that I am primarily a landscape and nature photographer, but I enjoy experimenting with all things related to photography.

These images represent a collection of a recent experiment with water drop photography. The exhibit is clearly a vast departure from my usual work and exposes my desire to try new things.



I started playing around with this technique after our club had a demonstration with the theme being “some things to try on a rainy day.” One of the demos was by fellow member *Glen Wyatt* on how to capture water drops in motion using a device called a Pluto Trigger and Valve.

I first tried this technique using only a speed light, but my success rate was dismally low, so I invested in the Pluto System. Without getting into the technical side, put simply, it releases

water drops from a valve at a precise moment and syncs the action with a flash to capture the collision of two drops. What you are seeing in most of these images is the second drop landing on the first drop creating a crown-like pattern.

With some guidance and tips from *Glen* and lots of trial and error I was able to consistently capture some interesting results and these photos are some of my favorites. This project has indeed kept me busy on indoor days and the amount of entertainment provided was well worth the investment. The images are fun and colorful and I hope you enjoy seeing something different from my usual work.

Note: Diane will also give a talk about the images on the Senior Center *Something to Talk About* online presentation

First Field Trip Of 2023

By Norm James

The club's first field trip of the year was planned to go to Ft. Flagler but *Chizuko* pointed out that the floating bridge was in the midst of construction so Point No Point Lighthouse was chosen as an alternate. The weather was carefully monitored for April 14th, hoping that it would be a decent day. The weather on the appointed day turned out to be wonderful. *Chuck* ordered up some wonderful clouds to help the photography and *Cindy* brought "homemade" cookies and cheese and *Pip* and *Gabby* brought curiosity and humor. A stroll along the beach with pups and friends, photographing whatever we came across was the order of the day. What's not to like about that?



Photo by Chuck Eklund - Cindy takes a picture

So, what is the purpose of club field trips? In a nutshell, it is an opportunity for members to get out of the house, practice some photography and get to know the other club members. Members get to share their photography knowledge, maybe pick up a few photography tips, hopefully come away with a couple of decent photos and make new friends.

Field trips are created by a member deciding that they would



Photo by Cindy McGregor



Photo by Norm James

like to get out and do some photography at a location. If they would like others to join them then a general invite is put out to the club members and the details of the field trip are worked out by those responding. It's pretty informal but seems to work. The next field trip is May 2nd to Chimacum Woods (a rhododendron heaven). *Glen Wyatt* is leading this event. Hopefully it's not too late to let *Glen* know that you are interested.

Hopefully we'll have at least one field trip a month over the summer. A lot of that depends on the interest of the members. A variety of trips is always best so if you have an idea for a field trip, put it out there and see what happens.

Happy trippin' - *Norm*

“ONE CALL FOR ALL” PHOTOGRAPHERS : A New TV for BIPC/SC



BIPC had worked out an agreement with the Senior Center to purchase a Samsung Neo QLED QN90B 85" 4K HDR Smart QLED TV for Huney Hall. This TV will allow us to project the same size images we currently view at meetings at a much better quality. It will give us easy access to teaching videos on photography, share slideshows and show movies. As you know, the quality of our existing projected images is not very sharp, the color rendition is poor, the projector is too easily set out of adjustment by others and the setup is complex. A big screen TV would be superior in all respects.

We had agreed with the SC that they would come up with 50% of the cost through a grant application and the Photo Club would fund the other half of the cost. This amounts to about \$1,400 from BIPC. Instead of applying for a grant, The Senior Center has decided to fund their half from their General Fund and not seek a grant at a future time. They are ready with their funds now! We need to step up and do our part, raising \$1,400 from within the club to complete the purchase.

We are soliciting contributions from members to make this happen. Your support and contribution to this effort will be appreciated!

To make a donation to this need that has been in the works for several years, please send your checks to:

BIPC/SC TV Fund
Irma Suplee, BIPC Treasurer
P.O Box 10865
Bainbridge Island, WA 98110

BIPC 4th of July Print Exhibit

Dear BIPC Members:

It's not too early to be thinking about prints you want to display for our annual July 4th exhibit in Huney Hall.

For those of you who are new to the club, for many years this has been a popular event for the BI July 4th celebration. It is an opportunity to showcase our work and is a nice form of publicity for The Club. Last year we had 626 visitors and 112 prints from the 24 members who participated.

Members can display up to 5 prints total, with an option for up to two panoramas. The maximum size of regular prints is 16 X 20 inches, including mat. Panoramas typically have a ratio of 3 to 1 and maximum length is 36 inches. Un-



matted prints should be mounted on a sturdy surface such as foam core. If you are unable to make your own prints and/or need help mounting or matting let the committee know. The May newsletter will include some outside printing options so watch for this. We also have several members who have volunteered to help with mounting and the club has a mat cutter for loan.

Specific rules and instructions for labelling and hanging prints and your assigned print numbers will be in the June newsletter. Prints are hung on the afternoon of July 3rd.

To plan for the event, we are asking that you let the committee know if you want to participate **no later than May 25th**. Please use the biphotoclub6@gmail.com. You can also use this email to ask questions and to sign up for volunteer positions. There will be more information in the May Newsletter and provided at our next meeting on May 10th.

We will need many volunteers to carry out the various tasks involved in making this a success. Some of these positions include but are not limited to:

- *Greeters for the public on July 4th. There will be 3 shifts of two hours.
- *Moving the display doors to and from Huney Hall (we will need two vehicles large enough to transport the doors so calling all you pickup truck owners).
- *Setting up the doors in Huney Hall on July 3rd
- *Putting out sandwich board displays near the Senior Center.
- *Entering the results of votes in Excel. We will have two teams entering results into an Excel spreadsheet.

The 10 prints receiving the most votes will be announced at our July 12th meeting and will be displayed on The Ledge for the month of August.

This is the first of several communications about July 4th so stay tuned for updates that will come as emails and the newsletters. Again, please respond to biphotoclub6@gmail.com by May 25th if you plan to participate.

Thanks for your participation,

July 4th Planning Committee

Diane Hutchings

Irma Suplee


Pat Egaas

Adapt!

By Norm James

What do photographers do when they no longer want to or due circumstances aren't able to take photographs in the same genre that they always do? They **adapt!** I recently ran across a Youtube video by Glyn Dewis (a well-known British portrait photographer) who, when Covid hit was basically out of the photography business. What did he do? He adapted. The video shows what he did to adapt, the outcome of being able to adapt to the circumstances and how it made him a better photographer. The video is surprisingly titled "Adapt" and can be seen [here](#).

We are fortunate in our photo club to have a wonderful Education Committee (*Bob Rosenblatt, Diane Hutchings and Glen Wyatt*) who have presented a variety of photography genres to the club during the education meetings. Their classes have awakened quite a sense of adventure in the club's members in different photography genres. Having this background in the different photography genres will certainly help when one has to "adapt". Thank you Bob, Diane and Glen.





Diane Hutchings Photo Show

Intentional Camera Movement

Fletcher Bay Winery - 500 Winslow Way, BI
Until May 31st

Great wine(non-alcoholic drinks also) and food and excellent photography.



Up Coming

Themes

2023

May - Patterns in Nature

July - Wheels

September - Industrial/Mechanical

November - Mirrored Images

2024

January - Shadows

On The Physical & Virtual Gallery Wall 2023

April - ARS Poetica

May - Diane Hutchings

June - Tom Hansen

July - Chizuko Farley

August - July 4th Exhibit

September - Norm James

October - Glen Wyatt

November - Available

Newsletter Editor - Chuck Eklund